

# Writing For All Learners

A Companion to the Reading For All Learners Beginning Reading Program



Handwriting  
Written Expression  
Spelling  
Vocabulary  
Comprehension

## Set 3

## Writing for All Learners Teaching Instructions

Every learner is different. Students will likely be starting from very different places. Teachers are encouraged to adjust the teacher guides included throughout based on the needs of their learners. The goal is to set expectations to encourage growth in skills and allow students to experience success.

### Section A – Reading Comprehension Check

To be completed shortly after reading the associated book. To complete this section, ask the students the questions provided and the multiple choice answer options. Students need only answer verbally or can circle the correct answer.

### Section B – Vocabulary Check

Students should write the correct answer in the blank spaces provided.

### Section C – Written Expression Practice

Students should use the picture a cue to develop five connected sentences and write them down. Students may need support in developing their story. If needed talk with students about what they are going to write.

**Set 3 Book 1**

Name: \_\_\_\_\_

Date: \_\_\_\_\_

**Part A****Reading Comprehension Check****Directions: Circle the letter that best answers the question.**

1. Where must the animals go?

- A. The tree
- B. The pond
- C. The log

4. Who do you think will win the race?

- A. Lil
- B. Pat
- C. Ann

2. What does Pat want to do?

- A. Sit
- B. Cry
- C. Laugh

5. Who got to the log first?

- A. Lil and Tut
- B. Pat and Ann
- C. Nat and Tut

3. What did Tut and Lil fall into?

- A. A rose bush
- B. The mud
- C. A puddle

**Part B****Vocabulary Check****Directions: Find the best word from the word bank and write it on the line to complete each sentence below.**

go	must	log	mud
----	------	-----	-----

1. We \_\_\_\_\_ go home for dinner.

2. That \_\_\_\_\_ is really big.

3. Will you please \_\_\_\_\_ away.

4. I like to play in the \_\_\_\_\_ .

**Directions:** Choose the correct word and complete each sentence.

1. I want to \_\_\_\_\_ to the park.
2. There \_\_\_\_\_ be someone here.
3. The \_\_\_\_\_ is very deep.
4. We sat on the \_\_\_\_\_ today .

go	log
mud	must
mud	go
must	log


### Part C

## Written Expression

Write a story about the picture

### My Story

**Title:** \_\_\_\_\_




---

---

---

---

---

---

---

---

---

---



---

---

---

---

---

---

---


---

---

---

*Written expression check. Student should write at least five sentences.*





## Set 3 Book 2

Name: \_\_\_\_\_

Date: \_\_\_\_\_

### Part A

## Reading Comprehension Check

Directions: Circle the letter that best answers the question.

1. Why did Ann and Pat put Lil in a tub of water?
  - A. She was muddy
  - B. She wanted a bath
  - C. She had paint on her
2. Which animals were in the tub?
  - A. Pat and Ann
  - B. Ann and Lil
  - C. Lil and Tut
3. Who jumped out of the tub?
  - A. Tut
  - B. Lil
  - C. Ann
4. Who put Snap in the tub?
  - A. Pat
  - B. Lil
  - C. Ann
5. Which animals were in the tub last?
  - A. Pat and Ann
  - B. Lil and Tut
  - C. Pat and Lil

### Part B

## Vocabulary Check

Directions: Find the best word from the word bank and write it on the line to complete each sentence below.

still

there

tub

get

1. Jack will \_\_\_\_\_ in the car.
2. Put the \_\_\_\_\_ in the yard.
3. We sat \_\_\_\_\_ during the program.
4. Over \_\_\_\_\_ you will see the dog.

**Directions: Choose the correct word and complete each sentence.**

1. I can sit \_\_\_\_\_ the longest.
2. We swam in a \_\_\_\_\_ yesterday.
3. Can you \_\_\_\_\_ away from her?
4. We went over \_\_\_\_\_ for dinner.

still	wet
log	tub
get	mud
there	log

## Part C

## Written Expression


**Write a story about the picture**

## My Story

**Title:**

This image shows a handwriting practice sheet. It contains four identical sets of horizontal lines, each set consisting of a solid top line, a dashed middle line, and a solid bottom line. These lines are designed to help children learn the correct height and placement of letters. The first set is at the top, followed by a gap, then the second set, another gap, the third set, another gap, and finally the fourth set at the bottom.This image shows a handwriting practice sheet with three sets of horizontal lines. Each set consists of a solid top line, a dashed middle line, and a solid bottom line, providing a guide for letter height and placement. The lines are evenly spaced and extend across the width of the page.

*Written expression check. Student should write at least five sentences.*



## Set 3 Book 3

Name: \_\_\_\_\_

Date: \_\_\_\_\_

### Part A

## Reading Comprehension Check

Directions: Circle the letter that best answers the question.

1. Where does Snap want to take the drums?
  - A. To Pat's house
  - B. Up the hill
  - C. To the beach
2. Who helped Snap with the drum?
  - A. Lil
  - B. Pat
  - C. Ann
3. Who carried two drums?
  - A. Ann
  - B. Lil
  - C. Snap
4. Who was asked to help?
  - A. Nat
  - B. Pat
  - C. Ann
5. How did the animals and drums get up the hill?
  - A. On Lil's back
  - B. On Nat's back
  - C. On Ann's back

### Part B

## Vocabulary Check

Directions: Find the best word from the word bank and write it on the line to complete each sentence below.

help	drums	slip	up
------	-------	------	----

1. Will you \_\_\_\_\_ me clean my room?
2. We played the \_\_\_\_\_ in my garage.
3. Pam got \_\_\_\_\_ and went to school.
4. Don't \_\_\_\_\_ on the ice.

**Directions: Choose the correct word and complete each sentence.**

1. I heard the \_\_\_\_\_ the longest.
2. Mary doesn't want to \_\_\_\_\_ .
3. We can \_\_\_\_\_ pick up the trash.
4. Get \_\_\_\_\_ early and come with us .

drums	wet
mud	slip
help	up
went	up


## Part C

## Written Expression


**Write a story about the picture**

## My Story

**Title:** \_\_\_\_\_

This image shows a handwriting practice sheet with four sets of horizontal lines. Each set consists of a solid top line, a dashed middle line, and a solid bottom line, providing a guide for letter height and placement. The lines are evenly spaced and extend across the width of the page.A series of horizontal lines for handwriting practice. Each set consists of a solid top line, a dashed midline, and a solid bottom line. There are three such sets stacked vertically, providing a template for letter height and placement.

*Written expression check. Student should write at least five sentences.*



## Set 3 Book 4

Name: \_\_\_\_\_

Date: \_\_\_\_\_

### Part A

## Reading Comprehension Check

Directions: Circle the letter that best answers the question.

- Where do Ann and Lil want to go on their trip?
  - A fair
  - A store
  - A beach
- Who was in the drum?
  - Lil
  - Ann
  - Snap
- Why did Snap not go on the trip?
  - He wanted to play
  - He was scared
  - He was mad
- What happened to the drum?
  - It got lost
  - It slipped
  - It wouldn't move
- Where did the drum land?
  - On the car
  - In the lake
  - On the ride

### Part B

## Vocabulary Check

Directions: Find the best word from the word bank and write it on the line to complete each sentence below.

land	play	trip	must
------	------	------	------

- Willy will \_\_\_\_\_ on his head.
- We can \_\_\_\_\_ all day.
- You \_\_\_\_\_ come to my house.
- We are going on a \_\_\_\_\_ .



**Directions: Choose the correct word and complete each sentence.**

1. Can we \_\_\_\_\_ with you?
2. Did you \_\_\_\_\_ on your head?
3. Our \_\_\_\_\_ was very fun.
4. Tad \_\_\_\_\_ have gotten lost.

play	mud
land	log
tub	trip
must	go


## Part C

## Written Expression

### Write a story about the picture

## My Story

**Title:** \_\_\_\_\_

This image shows a handwriting practice sheet with four identical sets of horizontal lines. Each set consists of three lines: a solid top line, a dashed middle line, and a solid bottom line. These lines are designed to help children learn the correct height and placement of letters. The first set is at the top, followed by a gap, then the second set, another gap, the third set, another gap, and finally the fourth set at the bottom.A set of handwriting practice lines. It consists of three identical horizontal sections. Each section is defined by a solid top line, a dashed midline, and a solid bottom line, providing a guide for letter height and placement.

*Written expression check. Student should write at least five sentences.*

**Set 3 Book 5**

Name: \_\_\_\_\_

Date: \_\_\_\_\_

**Part A****Reading Comprehension Check****Directions:** Circle the letter that best answers the question.

1. What happened to Pat?

- A. He got lost
- B. He slipped
- C. He got mad

4. Where does Pat land?

- A. In the mud
- B. In the pond
- C. In the hole

2. Who must not land in the pond?

- A. Pat
- B. Lil
- C. Snap

5. Who will help Pat?

- A. Ann
- B. Lil
- C. Nat

3. Who tries to stop Pat?

- A. Lil and Snap
- B. Lil and Ann
- C. Nat and Snap

**Part B****Vocabulary Check****Directions:** Find the best word from the word bank and write it on the line to complete each sentence below.

stop	pond	land	here
------	------	------	------

1. The plane will \_\_\_\_\_ soon.

2. Please \_\_\_\_\_ calling my name.

3. I was \_\_\_\_\_ yesterday too.

4. Don't fall in the \_\_\_\_\_ .

**Directions: Choose the correct word and complete each sentence.**

1. You need to \_\_\_\_\_ telling lies.
2. Stand \_\_\_\_\_ while I throw the ball.
3. We will \_\_\_\_\_ on the ground soon.
4. We have a \_\_\_\_\_ in my backyard.

play	stop
land	here
land	trip
pond	go


## Part C

## Written Expression

### Write a story about the picture

## My Story

**Title:** \_\_\_\_\_

This image shows a handwriting practice sheet with four sets of horizontal lines. Each set consists of a solid top line, a dashed middle line, and a solid bottom line, providing a guide for letter height and placement. The lines are evenly spaced and extend across the width of the page.A series of horizontal lines for handwriting practice. Each row consists of a solid top line, a dashed midline, and a solid bottom line. There are three such rows provided.

*Written expression check. Student should write at least five sentences.*



## Set 3 Book 6

Name: \_\_\_\_\_

Date: \_\_\_\_\_

### Part A

## Reading Comprehension Check

Directions: Circle the letter that best answers the question.

1. Who has a tent?
  - A. Snap
  - B. Tut
  - C. Tip
2. What kind of musical instrument does Snap have?
  - A. A drum
  - B. A flute
  - C. A tuba
3. Who had Tut in a cage?
  - A. Snap
  - B. Tip
  - C. Lil
4. Will Tip let Tut go?
  - A. Yes
  - B. No
5. Who has the ball?
  - A. Tip
  - B. Snap
  - C. Tut

### Part B

## Vocabulary Check


Directions: Find the best word from the word bank and write it on the line to complete each sentence below.

tent	log	band	slip
------	-----	------	------

1. Pat will \_\_\_\_\_ if she can't see.
- 2 Will you help us put up the \_\_\_\_\_ ?
3. We enjoyed hearing the \_\_\_\_\_ play.
4. Sit on that \_\_\_\_\_ over there.





**Set 3 Book 7**

Name: \_\_\_\_\_

Date: \_\_\_\_\_

**Part A****Reading Comprehension Check****Directions: Circle the letter that best answers the question.**

1. What did Pat want Dash to do?
  - A. Run away
  - B. Play with him
  - C. Sing
2. Why will the ship smash?
  - A. It will not stop
  - B. It is too heavy
  - C. It is too lost
3. Why do Ann and Lil run?
  - A. They saw a bear
  - B. They like to run
  - C. The ship is coming toward them
4. Who helps Pat and Dash get to shore?
  - A. Nat
  - B. Lil
  - C. Ann
5. What does Dash look through?
  - A. A telescope
  - B. A box
  - C. A glass

**Part B****Vocabulary Check****Directions: Find the best word from the word bank and write it on the line to complete each sentence below.**

ship	smash	help	pond
------	-------	------	------

1. The \_\_\_\_\_ was big and white.
2. There were fish in the \_\_\_\_\_.
3. Could you \_\_\_\_\_ me build a fort?
4. We had to \_\_\_\_\_ the boxes.

**Directions: Choose the correct word and complete each sentence.**

1. The \_\_\_\_\_ had mud on the bottom.
2. The \_\_\_\_\_ was on the ocean.
3. Don't \_\_\_\_\_ that candy.
4. We are going to \_\_\_\_\_ you win.

pond      you

lost ship

fort            smash

help      ship


## Part C

## Written Expression


### Write a story about the picture

## My Story

**Title:** \_\_\_\_\_



*Written expression check. Student should write at least five sentences.*

**Set 3 Book 8**

Name: \_\_\_\_\_

Date: \_\_\_\_\_

**Part A****Reading Comprehension Check****Directions: Circle the letter that best answers the question.**

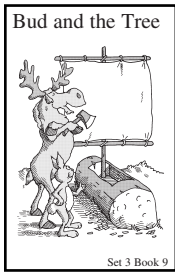
1. What does Pat have in the tub?
  - A. Apples
  - B. Oranges
  - C. Pears
2. Where are Nat and Pat?
  - A. On the plane
  - B. On the ship
  - C. In Nat's den
3. Who has the tub?
  - A. Dash
  - B. Ann
  - C. Lil
4. Who stops Dash and Tip?
  - A. Pat
  - B. Nat
  - C. Tut
5. What are the animals doing at the end of the story?
  - A. Cleaning the kitchen
  - B. Swimming
  - C. Eating apple pie

**Part B****Vocabulary Check****Directions: Find the best word from the word bank and write it on the line to complete each sentence below.**

path	den	get	trip
------	-----	-----	------

1. The lion went to his \_\_\_\_\_ to sleep.
2. We are taking a \_\_\_\_\_ to Florida.
3. Follow that \_\_\_\_\_ and you will see the old oak tree.
4. I will \_\_\_\_\_ the box down for you.





## Set 3 Book 9

Name: \_\_\_\_\_

Date: \_\_\_\_\_

### Part A

## Reading Comprehension Check

Directions: Circle the letter that best answers the question.

1. What does Bud need?

- A. A bucket
- B. A ship
- C. A cloth

4. Who helps Bud?

- A. Lil
- B. Ann
- C. Tut

2. What does Bud need to make his ship?

- A. A tree
- B. A hammer
- C. A nail

5. What do Bud and Lil see?

- A. Another tree
- B. A log
- C. Some mud

3. Who is holding Bud?

- A. Lil
- B. Ann
- C. The tree

### Part B

## Vocabulary Check

Directions: Find the best word from the word bank and write it on the line to complete each sentence below.

tree

lets

help

tub

1. We can climb the \_\_\_\_\_ in our yard.

2. Get in the \_\_\_\_\_ and splash.

3. We will \_\_\_\_\_ Mr. Sims mow his lawn.

4. Mary \_\_\_\_\_ us visit her on Mondays.



**Directions: Choose the correct word and complete each sentence.**

1. The kids will \_\_\_\_\_ set up the table.
2. The \_\_\_\_\_ was covered in snow.
3. Fill the \_\_\_\_\_ with apples.
4. Mr. Jones \_\_\_\_\_ me climb in his tree.

help	mud
must	tree
tub	log
lets	must


## Part C

## Written Expression

### Write a story about the picture

## My Story

**Title:** \_\_\_\_\_



*Written expression check. Student should write at least five sentences.*

**Set 3 Book 10**

Name: \_\_\_\_\_

Date: \_\_\_\_\_

**Part A****Reading Comprehension Check****Directions: Circle the letter that best answers the question.**

1. What are the animals going to play with?
  - A. A ball
  - B. A top
  - C. A sled
2. What does Ann try to hit?
  - A. A tree
  - B. A ball
  - C. A bat
3. Did Bud really catch the ball?
  - A. Yes
  - B. No
4. Who is next to bat?
  - A. Ann
  - B. Tut
  - C. Tip
5. Who caught the ball?
  - A. Snap
  - B. Tut
  - C. Nat

**Part B****Vocabulary Check****Directions: Find the best word from the word bank and write it on the line to complete each sentence below.**

out	run	ball	up
-----	-----	------	----

1. Ben was \_\_\_\_\_ at first base.
2. Jenny can \_\_\_\_\_ fast.
3. Can you climb \_\_\_\_\_ the stairs?
4. I found the \_\_\_\_\_ under the bushes.

Directions: Choose the correct word and complete each sentence.

1. Did you catch the \_\_\_\_\_ ?
2. I ran \_\_\_\_\_ the door.
3. Pick \_\_\_\_\_ your toys please.
4. You can \_\_\_\_\_ really fast.

ball	log
path	out
up	lets
mud	run

### Part C

## Written Expression

Write a story about the picture

### My Story

Title: \_\_\_\_\_




---

---

---

---

---

---

---

---

---

---



---

---

---

---

---

---

---

---

---

---

*Written expression check. Student should write at least five sentences.*

**Set 3 Book 11**

Name: \_\_\_\_\_

Date: \_\_\_\_\_

**Part A****Reading Comprehension Check****Directions: Circle the letter that best answers the question.**

1. What does Ruff see Dash and Ann doing?
  - A. Sliding
  - B. Skiing
  - C. Skating
2. Will Ann and Dash get away from Ruff?
  - A. No
  - B. Yes
3. Why does Dash put the log in front of Ruff?
  - A. To stop him
  - B. To help him
  - C. To play with him
4. Where did Ann and Dash go to get away from Ruff?
  - A. The trees
  - B. The ship
  - C. The bushes
5. How do Ann and Dash help Ruff?
  - A. They get him out
  - B. They give him money
  - C. They push him away

**Part B****Vocabulary Check****Directions: Find the best word from the word bank and write it on the line to complete each sentence below.**

fell	slip	fun	tent
------	------	-----	------

1. Mary \_\_\_\_\_ down in the mud.
2. Put up the \_\_\_\_\_ so we can sleep.
3. We had lots of \_\_\_\_\_ at the beach.
4. Don't \_\_\_\_\_ on the ice!

**Directions: Choose the correct word and complete each sentence.**

1. The circus was a lot of \_\_\_\_\_ .
2. You can \_\_\_\_\_ and slide on ice.
3. I \_\_\_\_\_ off the chair.
4. Put the \_\_\_\_\_ here .

mud	fun
must	slip
fell	log
tent	fun

## Part C

## Written Expression

### Write a story about the picture


## My Story

**Title:** \_\_\_\_\_



*Written expression check. Student should write at least five sentences.*



**Set 3 Book 12**

Name: \_\_\_\_\_

Date: \_\_\_\_\_

**Part A****Reading Comprehension Check****Directions: Circle the letter that best answers the question.**

1. What is Ruff in?
  - A. A train
  - B. A car
  - C. A bus
2. Who is on a trip?
  - A. Dash
  - B. Pat
  - C. Snap
3. Where do you think the animals will go on their trip?
  - A. The forest
  - B. The beach
  - C. The circus
4. Who fell off the train?
  - A. Pat
  - B. Snap
  - C. Lil
5. What happened to the train?
  - A. It got painted
  - B. It got a new bell
  - C. It got smashed

**Part B****Vocabulary Check****Directions: Find the best word from the word bank and write it on the line to complete each sentence below.**

from	hill	all	stop
------	------	-----	------

1. We could not \_\_\_\_\_ the train.
2. The \_\_\_\_\_ was very high.
3. Meg ran \_\_\_\_\_ Joe.
4. \_\_\_\_\_ of us will go to the movie.

**Directions: Choose the correct word and complete each sentence.**

1. We got away \_\_\_\_\_ the bully.
2. Don't \_\_\_\_\_ now, we're almost there.
3. We took it \_\_\_\_\_ back to the house.
4. Jack went up the \_\_\_\_\_ .

from	log
fun	stop
all	fell
hill	log


## Part C

## Written Expression


### Write a story about the picture

## My Story

**Title:** \_\_\_\_\_

A series of horizontal lines for handwriting practice. Each set consists of a solid top line, a dashed midline, and a solid bottom line. There are three such sets stacked vertically, providing a template for practicing letter formation and alignment.

*Written expression check. Student should write at least five sentences.*

**Set 3 Book 13**

Name: \_\_\_\_\_

Date: \_\_\_\_\_

**Part A****Reading Comprehension Check****Directions: Circle the letter that best answers the question.**

1. Who is wearing a mask?
  - A. Lil
  - B. Pat
  - C. Sam
2. Who is running into the tent?
  - A. Tut and Tip
  - B. Nat and Ruff
  - C. Lil and Pat
3. Who is wearing the pumpkin mask?
  - A. Ann
  - B. Tip
  - C. Ruff
4. How does Ruff get into the tent?
  - A. He pretends he is a pump
  - B. He pretends he is Tip
  - C. He pretends he is a bike
5. Who runs from the animals?
  - A. Ann
  - B. Tip
  - C. Ruff

**Part B****Vocabulary Check****Directions: Find the best word from the word bank and write it on the line to complete each sentence below.**

mask	keep	ask	tree
------	------	-----	------

1. Did you \_\_\_\_\_ for that pencil?
2. That \_\_\_\_\_ is really pretty.
3. Please \_\_\_\_\_ your watch safe.
4. That \_\_\_\_\_ is very old and tall.

**Directions: Choose the correct word and complete each sentence.**

1. I will \_\_\_\_\_ it a secret.
2. Did you \_\_\_\_\_ me something?
3. We swing on the \_\_\_\_\_ swing.
4. She wore a \_\_\_\_\_ to the party.

keep	must
tent	ask
tree	hill
mask	log


## Part C

## Written Expression

### Write a story about the picture

## My Story

**Title:** \_\_\_\_\_

This image shows a handwriting practice sheet with four sets of horizontal lines. Each set consists of a solid top line, a dashed middle line, and a solid bottom line, providing a guide for letter height and placement. The lines are evenly spaced and extend across the width of the page.A set of handwriting practice lines. It consists of three identical horizontal sections. Each section is defined by a solid top line, a dashed midline, and a solid bottom line, providing a guide for letter height and placement.

*Written expression check. Student should write at least five sentences.*

**Set 3 Book 14**

Name: \_\_\_\_\_

Date: \_\_\_\_\_

**Part A****Reading Comprehension Check****Directions: Circle the letter that best answers the question.**

1. Who is going to the pond?
  - A. Sam and Lil
  - B. Lil and Tut
  - C. Tut and Ann
2. What would Ann and Tut like Pat to do?
  - A. Swim
  - B. Run
  - C. Skate
3. Why doesn't Pat want to swim?
  - A. He'll get mad
  - B. He'll get wet
  - C. He'll be tired
4. What does Pat need?
  - A. A bone
  - B. A boat
  - C. A mask
5. How does the mask help Pat?
  - A. Helps him see
  - B. Helps him float
  - C. Helps him stay dry

**Part B****Vocabulary Check****Directions: Find the best word from the word bank and write it on the line to complete each sentence below.**

swim	with	went	wet
------	------	------	-----

1. Meg and Ann like to \_\_\_\_\_ at the lake.
2. Getting \_\_\_\_\_ can be a lot of fun.
3. We \_\_\_\_\_ to the beach on Saturday.
4. Would you like to go \_\_\_\_\_ us?



**Set 3 Book 15**

Name: \_\_\_\_\_

Date: \_\_\_\_\_

**Part A****Reading Comprehension Check****Directions: Circle the letter that best answers the question.**

1. Is Tip helping with the tent?
  - A. Yes
  - B. No
2. Is Tip helping them cut the logs?
  - A. No
  - B. Yes
3. What will keep Tip and Ruff out?
  - A. A pond
  - B. A log
  - C. A sign
4. What did Tip put on his head to scare Ruff?
  - A. A mask
  - B. A basket
  - C. A sheet
5. Why do Pat and Snap let Tip camp with them?
  - A. He helped them
  - B. He ate a lot
  - C. He brought toys

**Part B****Vocabulary Check****Directions: Find the best word from the word bank and write it on the line to complete each sentence below.**

cut	can	sit	camp
-----	-----	-----	------

1. The butcher \_\_\_\_\_ the meat for us.
2. We \_\_\_\_\_ go with you today.
3. Go \_\_\_\_\_ on the ground over there.
4. We went to \_\_\_\_\_ yesterday.

**Directions: Choose the correct word and complete each sentence.**

1. \_\_\_\_\_ the paper with scissors.
2. Don't \_\_\_\_\_ over there.
3. We \_\_\_\_\_ climb the tree.
4. We can set up \_\_\_\_\_ here.

cut	log
mud	sit
can	cut
camp	sit


## Part C

## Written Expression

### Write a story about the picture


## My Story

**Title:** \_\_\_\_\_



*Written expression check. Student should write at least five sentences.*



**Set 3 Book 16**

Name: \_\_\_\_\_

Date: \_\_\_\_\_

**Part A****Reading Comprehension Check****Directions: Circle the letter that best answers the question.**

1. What does Bud see in the sky?
  - A. A star
  - B. A spaceship
  - C. A cloud
2. What came for the ship?
  - A. Space people
  - B. Monsters
  - C. Cats
3. Do Bud and Nat want to go for a ride in the spaceship?
  - A. Yes
  - B. No
4. What two things did Bud and Nat see from the spaceship?
  - A. Lil and Ann
  - B. Stars and clouds
  - C. Camp and trees
5. Where will the spaceship go now?
  - A. Over the ocean
  - B. Up
  - C. Down

**Part B****Vocabulary Check****Directions: Find the best word from the word bank and write it on the line to complete each sentence below.**

want	down	now	pit
------	------	-----	-----

1. Do you \_\_\_\_\_ to go with us?
2. The elevator is going \_\_\_\_\_ now.
3. Let's go to the park \_\_\_\_\_, okay?
4. That is a very deep \_\_\_\_\_ isn't it?



**Set 3 Book 17**

Name: \_\_\_\_\_

Date: \_\_\_\_\_

**Part A****Reading Comprehension Check****Directions: Circle the letter that best answers the question.**

1. Who hides in back of the rock?
  - A. Lil
  - B. Dash
  - C. Ruff
2. What does Ruff do with the tub and ship?
  - A. Takes them away
  - B. Washes them
  - C. Breaks them
3. What is Dash going to do?
  - A. Get Ruff
  - B. Get the tub
  - C. Get the ball
4. Who will not let Ruff down?
  - A. Ann
  - B. Lil
  - C. Dash
5. Where do Lil and Dash have their picnic?
  - A. On the ship
  - B. Under a tree
  - C. At home

**Part B****Vocabulary Check****Directions: Find the best word from the word bank and write it on the line to complete each sentence below.**

put	back	trick	rock
-----	------	-------	------

1. Will you \_\_\_\_\_ it back on the table?
2. I tripped on that \_\_\_\_\_ over there.
3. We will go \_\_\_\_\_ there someday.
4. Don't \_\_\_\_\_ me!



**Set 3 Book 18**

Name: \_\_\_\_\_

Date: \_\_\_\_\_

**Part A****Reading Comprehension Check****Directions: Circle the letter that best answers the question.**

1. What are Tip and Dash going to dig out of the pit?
  - A. Gold
  - B. Grass
  - C. Rocks
2. Who helps Dash dig up the rock?
  - A. Lil
  - B. Tip
  - C. Ann
3. Where is Ruff going to put the rocks?
  - A. In his den
  - B. In a tree
  - C. On the ship
4. What happened to the rocks?
  - A. They broke
  - B. They fell out
  - C. They ran away
5. Who is not glad?
  - A. Ruff
  - B. Dash
  - C. Tip

**Part B****Vocabulary Check****Directions: Find the best word from the word bank and write it on the line to complete each sentence below.**

dig	grass	glad	out
-----	-------	------	-----

1. We can \_\_\_\_\_ a deep hole.
2. Let's mow the \_\_\_\_\_ today.
3. We are going \_\_\_\_\_ the door.
4. I'm \_\_\_\_\_ that you are my friend.



**Set 3 Book 19**

Name: \_\_\_\_\_

Date: \_\_\_\_\_

**Part A****Reading Comprehension Check****Directions: Circle the letter that best answers the question.**

1. What job does Nat have to do?
  - A. Trim a tree
  - B. Dig up a rock
  - C. Fix the ship
2. What does Snap ask Dash to do?
  - A. Sing
  - B. Play games
  - C. Cut the grass
3. Will Nat and Snap get Dash out of the tree?
  - A. Yes
  - B. No
4. What did Dash do to help Nat?
  - A. Mowed the grass
  - B. Dug the rock out
  - C. Picked up the trash
5. What did Dash do to help Snap?
  - A. Cut the grass
  - B. Gave him water
  - C. Jumped on a log

**Part B****Vocabulary Check****Directions: Find the best word from the word bank and write it on the line to complete each sentence below.**

jump	just	job	has
------	------	-----	-----

1. You can't \_\_\_\_\_ on the sofa.
2. He \_\_\_\_\_ gone to the store.
3. I \_\_\_\_\_ don't want to go.
4. Your \_\_\_\_\_ is to mow the grass.

Directions: Choose the correct word and complete each sentence.

1. I'm getting a \_\_\_\_\_ this summer.
2. He \_\_\_\_\_ my class work.
3. Don't \_\_\_\_\_ stand there. Run!
4. I can't \_\_\_\_\_ any higher.

job	jump
-----	------

glad	has
------	-----

just	mud
------	-----

run	jump
-----	------

**Part C**

## Written Expression

Write a story about the picture

### My Story

Title: \_\_\_\_\_





*Written expression check. Student should write at least five sentences.*



**Set 3 Book 20**

Name: \_\_\_\_\_

Date: \_\_\_\_\_

**Part A****Reading Comprehension Check****Directions: Circle the letter that best answers the question.**

1. What does Tip want to do?

- A. Jump
- B. Swim
- C. Sing

4. Who is the last to jump?

- A. Dash
- B. Lil
- C. Tip

2. Who jumps first?

- A. Dash
- B. Lil
- C. Pat

5. How does Tip feel after he lands?

- A. Glad to be on land
- B. Sad to be on land
- C. Sick

3. Who jumps after Lil?

- A. Tip
- B. Ann
- C. Dash

**Part B****Vocabulary Check****Directions: Find the best word from the word bank and write it on the line to complete each sentence below.**

yet	yell	not	fell
-----	------	-----	------

1. We can't skate \_\_\_\_\_ .

2. It's \_\_\_\_\_ time to go.

3. We \_\_\_\_\_ out of the tree.

4. Pam can \_\_\_\_\_ louder than Bob.

**Directions: Choose the correct word and complete each sentence.**

1. Can you \_\_\_\_\_ loud?
2. Don't jump \_\_\_\_\_ Tip!
3. We \_\_\_\_\_ down the hill.
4. It's \_\_\_\_\_ my only bike.

yell	yet
yet	must
job	fell
log	not


## Part C

## Written Expression


### Write a story about the picture

## My Story

**Title:** \_\_\_\_\_

This image shows a handwriting practice sheet. It contains four identical sets of horizontal lines, each set consisting of a solid top line, a dashed middle line, and a solid bottom line. These lines are provided for tracing practice. The first set of lines is at the top of the page, followed by a second set, then a third set, and finally a fourth set at the bottom. Each set is designed to help learners practice the correct height and placement of letters.A set of handwriting practice lines. It consists of three identical horizontal sections. Each section is defined by a solid top line, a dashed midline, and a solid bottom line, providing a guide for letter height and placement.

*Written expression check. Student should write at least five sentences.*

**Set 3 Book 21**

Name: \_\_\_\_\_

Date: \_\_\_\_\_

**Part A****Reading Comprehension Check****Directions: Circle the letter that best answers the question.**

1. What must Tip fix?
  - A. The tent
  - B. The ship
  - C. The box
2. What does Tip want Ruff to do?
  - A. Get in the box
  - B. Push the ship
  - C. Get in the tent
3. What is Tip going to do?
  - A. Break the ship
  - B. Cut the box
  - C. Close the tent
4. Do you think Tip will cut Ruff in half?
  - A. Yes
  - B. No
5. How does Ruff feel to be out of the box?
  - A. Sad
  - B. Mad
  - C. Glad

**Part B****Vocabulary Check****Directions: Find the best word from the word bank and write it on the line to complete each sentence below.**

box	get	fix	next
-----	-----	-----	------

1. We saw a \_\_\_\_\_ on our porch.
2. Can you \_\_\_\_\_ our bike?
3. We are \_\_\_\_\_ on the swing.
4. Will you \_\_\_\_\_ our kite down?

Directions: Choose the correct word and complete each sentence.

1. I can't \_\_\_\_\_ you a doll.
2. The \_\_\_\_\_ day we left.
3. That is a big \_\_\_\_\_ .
4. We don't \_\_\_\_\_ in the car .

get	just
log	next
box	get
fit	just


**Part C**

## Written Expression

Write a story about the picture

### My Story

Title: \_\_\_\_\_




---

---

---

---

---

---

---

---

---

---



---

---

---

---

---

---


---

---

---

---

*Written expression check. Student should write at least five sentences.*

**Set 3 Book 22**

Name: \_\_\_\_\_

Date: \_\_\_\_\_

**Part A****Reading Comprehension Check****Directions: Circle the letter that best answers the question.**

1. Where are the animals going?
  - A. To a play
  - B. To the zoo
  - C. To the park
2. What does Ann want to get?
  - A. A purse
  - B. A dress
  - C. A hat
3. Where is the play going to be?
  - A. In the forest
  - B. In a tent
  - C. At the circus
4. What does Ann's hat have on it?
  - A. Balls and jacks
  - B. Leaves and trees
  - C. Fish and a bell
5. Who gets on Ann's hat?
  - A. Tip
  - B. Tut
  - C. Ruff

**Part B****Vocabulary Check****Directions: Find the best word from the word bank and write it on the line to complete each sentence below.**

jump	fun	ship	path
------	-----	------	------

1. We can \_\_\_\_\_ on the bed.
2. That circus was \_\_\_\_\_ .
3. Follow the \_\_\_\_\_ to the garden.
4. That \_\_\_\_\_ will be gone a long time.

Directions: Choose the correct word and complete each sentence.

1. The \_\_\_\_\_ went through the woods.

path

hill

2. We will \_\_\_\_\_ up and down.

den

jump

3. A \_\_\_\_\_ sails on the sea.

sit

ship

4. The game was \_\_\_\_\_ to play.

fun

out


### Part C

## Written Expression

Write a story about the picture

### My Story

Title: \_\_\_\_\_




---

---

---

---

---

---

---

---

---

---



---

---

---

---

---

---

---

---

---

---

*Written expression check. Student should write at least five sentences.*

