

# Writing For All Learners

A Companion to the Reading For All Learners Beginning Reading Program



Handwriting  
Written Expression  
Spelling  
Vocabulary  
Comprehension

## Set 1

## Writing for All Learners Teaching Instructions

Every learner is different. Students will likely be starting from very different places. Teachers are encouraged to adjust the teacher guides included throughout based on the needs of their learners. The goal is to set expectations to encourage growth in skills and allow students to experience success.

### Section A – Reading Comprehension Check


To be completed shortly after reading the associated book. To complete this section turn to the indicated page and ask the question provided. Students need only answer verbally. If necessary have the student read the appropriate text from the book to provide the needed comprehension cues.

### Section B – Handwriting Practice

Students should write the sentence indicated at least once on the lines below. Once the student has copied the letters correctly the practice should be completed. Following the writing of each line the teacher should review the students work. For any words copied correctly indicate success by drawing a line through or highlighting the correct word(s) in the model. For the next line of practice the student should only copy the unmarked words they have not completed. Set 1 includes a high level of scaffolding to support handwriting practice. These supports are gradually removed from Set 1 through Set 4.

### Section C – Written Expression Practice

Students should use the picture a cue to develop three connected sentences and write them down. Students may need support in developing their story. If needed talk with the students about what they are going to write. If needed the teacher can write down the sentences for the student and the student can then replicate them. These supports should be faded as students progress.

**Set 1 Book 1**

Name: \_\_\_\_\_

Date: \_\_\_\_\_

**Part A****Reading Comprehension Check**

Answer the following questions

1. See Page 6- Who is going to read?
2. See Page 10- What animal is on this page?
3. See Page 11- Look at the picture. Where does the lion live?
4. See Page 11- What do lions eat?
5. See Page 15- Who is reading about lions now?

**Part B****Write and Spell from a Model**

Write the sentences four times:

1. I see Sam. See Sam.

\_\_\_\_\_

\_\_\_\_\_

\_\_\_\_\_

A sheet of handwriting practice paper featuring four identical sets of horizontal lines. Each set consists of three lines: a solid top line, a dashed middle line, and a solid bottom line, providing a guide for letter height and placement.

*Writing check: Capital letter for first word \_\_\_\_; Capital letter for name of person \_\_\_\_; Exclamation marks \_\_\_\_; Period at end of sentence \_\_\_\_; Question Mark at end of sentence \_\_\_\_.*

## Part C

## Written Expression

### Write a story about the picture

## My Story

**Title:** \_\_\_\_\_

[illegible]

*Written expression check*

*Student should write at least three sentences from teacher model if needed.*

**Set 1 Book 2**

Name: \_\_\_\_\_

Date: \_\_\_\_\_

**Part A****Reading Comprehension Check****Answer the following questions**

1. See Page 6- What do you think could be in Mat the rat's sack?
2. See Page 11- What is the bull doing?
3. See Page 12- Where is Sam?
4. See Page 13- Who is Mat the rat looking for?
5. See Page 16- Is Sam happy?

**Part B****Write and Spell from a Model****Write the Sentence**

I. Sam. See Sam.

A sheet of white paper with four sets of horizontal lines for handwriting practice. Each set consists of three lines: a solid top line, a dashed middle line, and a solid bottom line. The sets are evenly spaced vertically across the page.

*Writing check: Capital letter for first word \_\_\_\_; Capital letter for name of person \_\_\_\_; Exclamation marks \_\_\_\_; Period at end of sentence \_\_\_\_; Question Mark at end of sentence \_\_\_\_.*

## Part C

## Written Expression

**Write a story about the picture**


## My Story

**Title:** \_\_\_\_\_

[illegible]

*Written expression check*

*Student should write at least three sentences from teacher model if needed.*

**Set 1 Book 3**

Name: \_\_\_\_\_

Date: \_\_\_\_\_

**Part A****Reading Comprehension Check****Answer the following questions**

1. See Page 6- What doesn't Sam see?
2. See Page 7- What happened to Sam?
3. See Page 12- How could Mat help Sam get out of the hole?
4. See Page 15- How does Mat help Sam?

**Part B****Write and Spell from a Model****Write the Sentence**

I. See Sam. I See Sam.

\_\_\_\_\_

\_\_\_\_\_

\_\_\_\_\_

\_\_\_\_\_

\_\_\_\_\_

\_\_\_\_\_

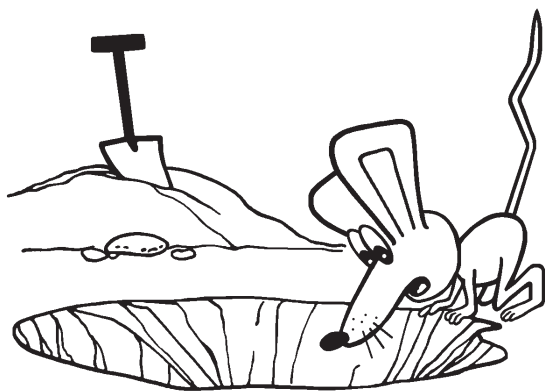
Writing ?? check: Capital letter for first word \_\_\_\_; Capital letter for name of person \_\_\_\_; Exclamation marks \_\_\_\_; Period at end of sentence \_\_\_\_; Question Mark at end of sentence \_\_\_\_.

**Part C****Written Expression**

Write a story about the picture


**My Story**

Title: \_\_\_\_\_



*Written expression check*

*Student should write at least three sentences from teacher model if needed.*

**Set 1 Book 4**

Name: \_\_\_\_\_

Date: \_\_\_\_\_

**Part A****Reading Comprehension Check****Answer the following questions**

1. See Page 6- Who is Mat looking for?
2. See Page 9- What is Sam doing?
3. See Page 11- What is Mat doing to wake up Sam?
4. See Page 12- How would you wake up Sam?
5. See Page 16- How did Mat finally wake up Sam?

**Part B****Write and Spell from a Model****Write the Sentence**

I. I am Mat. See Me.

\_\_\_\_\_

\_\_\_\_\_

---

---

---

---

---

---

---

---

---

---

*Writing check: Capital letter for first word \_\_\_\_; Capital letter for name of person \_\_\_\_; Exclamation marks \_\_\_\_; Period at end of sentence \_\_\_\_; Question Mark at end of sentence \_\_\_\_.*

**Part C****Written Expression**

Write a story about the picture

**My Story**

**Title:** \_\_\_\_\_



---

---

---

---

---

---

---

---

---

---

*Written expression check*

*Student should write at least three sentences from teacher model if needed.*

**Set 1 Book 5**

Name: \_\_\_\_\_

Date: \_\_\_\_\_

**Part A****Reading Comprehension Check****Answer the following questions**

1. See Page 5- Who is going to paint a picture?
2. See Page 5- What kind of picture do you think Mat is going to paint?
3. See Page 10- What did Mat paint?
4. See Page 14- What is Sam doing?
5. See Page 16- What did Sam paint over the picture of the rat?

**Part B****Write and Spell from a Model****Write the Sentence**

I. Mat. I see Mat.

\_\_\_\_\_

\_\_\_\_\_

A sheet of white paper designed for handwriting practice. It features four identical sets of horizontal lines spaced evenly down the page. Each set consists of three lines: a solid top line, a dashed middle line, and a solid bottom line, providing a guide for letter height and placement.

*Writing check: Capital letter for first word \_\_\_\_; Capital letter for name of person \_\_\_\_; Exclamation marks \_\_\_\_; Period at end of sentence \_\_\_\_; Question Mark at end of sentence \_\_\_\_.*

## Part C

## Written Expression

### Write a story about the picture


# My Story

**Title:** \_\_\_\_\_

This image shows a blank sheet of handwriting practice paper. It features four identical sets of horizontal lines arranged vertically. Each set consists of three lines: a top solid line, a middle dashed line, and a bottom solid line. These lines are designed to help children learn the correct height and placement of letters as they write. The paper is otherwise empty, with no text or other markings.

*Written expression check*

*Student should write at least three sentences from teacher model if needed.*

**Set 1 Book 6**

Name: \_\_\_\_\_

Date: \_\_\_\_\_

**Part A****Reading Comprehension Check**

Answer the following questions

1. See Page 5- Who is the teacher?
2. See Page 7- Who are the students?
3. See Page 9- Whose name did Mat write in the sand?
4. See Page 14- Who is sitting next to the name Sis?
5. See Page 17- What is written in the sand next to each animal?

**Part B****Write and Spell from a Model**

Write the Sentence

1. I see! I see Mat.

\_\_\_\_\_

\_\_\_\_\_

A series of horizontal lines for handwriting practice. Each set consists of a solid top line, a dashed midline, and a solid bottom line. There are four such sets of lines arranged vertically.

*Writing check: Capital letter for first word \_\_\_\_; Capital letter for name of person \_\_\_\_; Exclamation marks \_\_\_\_; Period at end of sentence \_\_\_\_; Question Mark at end of sentence \_\_\_\_.*


## Part C

## Written Expression

### Write a story about the picture


## My Story

**Title:** \_\_\_\_\_

This image shows a blank sheet of handwriting practice paper. It features four identical sets of horizontal lines arranged vertically. Each set consists of three lines: a top solid line, a middle dashed line, and a bottom solid line. These lines are designed to help children learn the correct height and placement of letters as they write. The paper is otherwise completely blank, with no text or other markings.

*Written expression check*

*Student should write at least three sentences from teacher model if needed.*

**Set 1 Book 7**

Name: \_\_\_\_\_

Date: \_\_\_\_\_

**Part A****Reading Comprehension Check**

Answer the following questions

1. See Page 6- What is Sam doing?
2. See Page 7- Who does Mit meet first?
3. See Page 9- Who does Mit want Sis to meet?
4. See Page 11- What do Sis and Mit do to wake up Sam?
5. See Page 17- Which animal would you like to meet?

**Part B****Write and Spell from a Model**

Write the Sentence

I. See Sam. Meet Mit.

---

---

---

---

---

---

---

---


Writing check: Capital letter for first word \_\_\_\_; Capital letter for name of person \_\_\_\_; Exclamation marks \_\_\_\_; Period at end of sentence \_\_\_\_; Question Mark at end of sentence \_\_\_\_.

**Part C****Written Expression**

Write a story about the picture

**My Story**

Title: \_\_\_\_\_



---

---

---

---

---

---

---

---


---

---

---

*Written expression check*

*Student should write at least three sentences from teacher model if needed.*

**Set 1 Book 8**

Name: \_\_\_\_\_

Date: \_\_\_\_\_

**Part A****Reading Comprehension Check****Answer the following questions**

1. See Page 6- Why are the animals hot?
2. See Page 7- What kind of animal is Sim?
3. See Page 10- Where is Mat sitting?
4. See Page 14- What do the animals see now?
5. See Page 17- What are Mit, Mat, and Sis doing?

**Part B****Write and Spell from a Model****Write the Sentence**

I. See it. See it sit.

This image shows a handwriting practice sheet template. It consists of four identical sets of horizontal lines arranged vertically. Each set includes a solid top line, a dashed middle line, and a solid bottom line, providing a guide for letter height and placement. The lines are evenly spaced across the page.

*Writing ?? check: Capital letter for first word \_\_\_\_; Capital letter for name of person \_\_\_\_; Exclamation marks \_\_\_\_; Period at end of sentence \_\_\_\_; Question Mark at end of sentence \_\_\_\_.*


## Part C

## Written Expression

**Write a story about the picture**


## My Story

**Title:** \_\_\_\_\_



*Written expression check*

*Student should write at least three sentences from teacher model if needed.*

**Set 1 Book 9**

Name: \_\_\_\_\_

Date: \_\_\_\_\_

**Part A****Reading Comprehension Check**

Answer the following questions

1. See Page 5- What does Mat have?
2. See Page 7- Who is riding in the wagon?
3. See Page 12- What happened to the wagon?
4. See Page 13- What is Sam holding?
5. See Page 18- What does Sam use the board for?

**Part B****Write and Spell from a Model**

Write the Sentence

I. See me. Meet me.

\_\_\_\_\_

\_\_\_\_\_

\_\_\_\_\_

*Writing check: Capital letter for first word \_\_\_\_; Capital letter for name of person \_\_\_\_; Exclamation marks \_\_\_\_; Period at end of sentence \_\_\_\_; Question Mark at end of sentence \_\_\_\_.*


## Part C

## Written Expression

### Write a story about the picture


## My Story

**Title:** \_\_\_\_\_

[illegible]

*Written expression check*

*Student should write at least three sentences from teacher model if needed.*

**Set 1 Book 10**

Name: \_\_\_\_\_

Date: \_\_\_\_\_

**Part A****Reading Comprehension Check****Answer the following questions**

1. See Page 7- What does Mit have that Sis wants?
2. See Page 10- Where is Mit?
3. See Page 13- What has happened to Sis?
4. See Page 14- How could Mit help Sis?
5. See Page 17- What is Mit doing with the apple?

**Part B****Write and Spell from a Model****Write the Sentence**

I. Mit is in it. I see Sis.

\_\_\_\_\_

\_\_\_\_\_


Writing check: Capital letter for first word \_\_\_\_; Capital letter for name of person \_\_\_\_; Exclamation marks \_\_\_\_; Period at end of sentence \_\_\_\_; Question Mark at end of sentence \_\_\_\_.

**Part C****Written Expression**

Write a story about the picture

**My Story**

Title: \_\_\_\_\_



Written expression check

Student should write at least three sentences from teacher model if needed.

**Set 1 Book 11**

Name: \_\_\_\_\_

Date: \_\_\_\_\_

**Part A****Reading Comprehension Check**

Answer the following questions

1. See Page 5- What is Mat building?
2. See Page 10- Who jumps in the boat with Mat?
3. See Page 11- What happened when Sam sat in the boat?
4. See Page 13- Who do you think will get to sit in the boat?
5. See Page 16- How do Sam and Mat fit in the boat?

**Part B****Write and Spell from a Model**

Write the Sentence

I. Sim is in it.

---

---

---

Writing check: Capital letter for first word \_\_\_\_; Capital letter for name of person \_\_\_\_; Exclamation marks \_\_\_\_; Period at end of sentence \_\_\_\_; Question Mark at end of sentence \_\_\_\_.

**Part C****Written Expression**


Write a story about the picture

**My Story**

Title: \_\_\_\_\_



Written expression check Student should write at least three sentences from teacher model if needed.

**Set 1 Book 12**

Name: \_\_\_\_\_

Date: \_\_\_\_\_

**Part A****Reading Comprehension Check**

Answer the following questions

1. See Page 6- Who does Mat want Mit to meet?
2. See Page 10- Where is Sis?
3. See Page 12- Who is in the hat?
4. See Page 16- Who does Mat think it is?
5. See Page 18- Who is it?

**Part B****Write and Spell from a Model**

Write the Sentence

I. Mit, this is Ann.

---

---

---

This image shows a blank sheet of handwriting practice paper. It features four identical sets of horizontal guidelines arranged vertically. Each set includes three lines: a solid top line, a dashed middle line, and a solid bottom line, providing a structured space for practicing letter formation and alignment.

*Writing check: Capital letter for first word \_\_\_\_; Capital letter for name of person \_\_\_\_; Exclamation marks \_\_\_\_; Period at end of sentence \_\_\_\_; Question Mark at end of sentence \_\_\_\_.*


## Part C

## Written Expression

### Write a story about the picture

# My Story

**Title:** \_\_\_\_\_


This image shows a sheet of handwriting practice paper. It features four identical sets of horizontal lines arranged vertically. Each set consists of three lines: a solid top line, a dashed middle line, and a solid bottom line. These lines are designed to help children learn the correct height and placement of letters as they practice writing.

---

---

---

*Written expression check. Student should write at least three sentences from teacher model if needed.*

**Set 1 Book 13**

Name: \_\_\_\_\_

Date: \_\_\_\_\_

**Part A****Reading Comprehension Check****Answer the following questions**

1. See Page 5- What is Ann wearing on her head?
2. See Page 7- Which animals meet in the tree?
3. See Page 10- What do Mit and Nan see in the tree?
4. See Page 13- Where is Nan?
5. See Page 17- What are Ann, Mit, and Nan doing under the tree?

**Part B****Write and Spell from a Model****Write the Sentence**

I. I am Ann. See me.

---

---

---

---

---

---

---

---

---

---

---


*Writing check: Capital letter for first word \_\_\_\_; Capital letter for name of person \_\_\_\_; Exclamation marks \_\_\_\_; Period at end of sentence \_\_\_\_; Question Mark at end of sentence \_\_\_\_.*

**Part C****Written Expression**

Write a story about the picture

**My Story**

**Title:** \_\_\_\_\_



---

---

---

---

---

---

---

---

*Written expression check*

*Student should write at least three sentences from teacher model if needed.*

**Set 1 Book 14**

Name: \_\_\_\_\_

Date: \_\_\_\_\_

**Part A****Reading Comprehension Check****Answer the following questions**

1. See Page 6- What is Mit making?
2. See Page 6- What would you put on a snowman?
3. See Page 11- What is Nan putting on the snowman?
4. See Page 13- Who is wearing the hat now?
5. See Page 16- What kind of hat does the snowman have?

**Part B****Write and Spell from a Model****Write the Sentence**

I. I see it on the man.

---

---

---

---

---

---

---

---

---

---

---

*Writing check: Capital letter for first word \_\_\_\_; Capital letter for name of person \_\_\_\_; Exclamation marks \_\_\_\_; Period at end of sentence \_\_\_\_; Question Mark at end of sentence \_\_\_\_.*

**Part C****Written Expression**

Write a story about the picture

**My Story**

Title: \_\_\_\_\_



---

---

---

---

---

---

---

---

---

---

---

---


---

---

---

---

*Written expression check. Student should write at least three sentences from teacher model if needed.*

**Set 1 Book 15**

Name: \_\_\_\_\_

Date: \_\_\_\_\_

**Part A****Reading Comprehension Check**

Answer the following questions

1. See Page 5- What is Mit making?
2. See Page 7- Who is Mit pretending to be?
3. See Page 8- Does Nan like Mit and the mask?
4. See Page 11- Which one is Sam?
5. See Page 14- How does Mit feel about Sam wearing the lion's mask?

**Part B****Write and Spell from a Model**

Write the Sentence

I. This is Mit. Is that Sam?

---

---

---

A sheet of handwriting practice paper featuring four sets of horizontal lines. Each set consists of a solid top line, a dashed middle line, and a solid bottom line, providing a guide for letter height and placement. The lines are evenly spaced and extend across the width of the page.

*Writing check: Capital letter for first word \_\_\_\_; Capital letter for name of person \_\_\_\_; Exclamation marks \_\_\_\_; Period at end of sentence \_\_\_\_; Question Mark at end of sentence \_\_\_\_.*


## Part C

## Written Expression

### Write a story about the picture

## My Story

**Title:** \_\_\_\_\_


This image shows a sheet of handwriting practice paper. It contains four identical sets of horizontal lines, each set consisting of a solid top line, a dashed middle line, and a solid bottom line, providing a guide for letter height and placement.

---

---

---

*Written expression check. Student should write at least three sentences from teacher model if needed.*

**Set 1 Book 16**

Name: \_\_\_\_\_

Date: \_\_\_\_\_

**Part A****Reading Comprehension Check****Answer the following questions**

1. See Page 7- Why is Sid mad at Mat?
2. See Page 12- What does Sid do to Mat?
3. See Page 15- What does Sid see?
4. See Page 17- What happens to Sid and Mat?
5. See Page 18- Who is mad now?

**Part B****Write and Spell from a Model****Write the Sentence**

I. The man sat on this.

---

---

---

---

---

---

---

---

---

---

---


*Writing check: Capital letter for first word \_\_\_\_; Capital letter for name of person \_\_\_\_; Exclamation marks \_\_\_\_; Period at end of sentence \_\_\_\_; Question Mark at end of sentence \_\_\_\_.*

**Part C****Written Expression**

Write a story about the picture

**My Story**

**Title:** \_\_\_\_\_



---

---

---

---

---

---

---

---

---

---

---

---

---

---

---

---

*Written expression check. Student should write at least three sentences from teacher model if needed.*

**Set 1 Book 17**

Name: \_\_\_\_\_

Date: \_\_\_\_\_

**Part A****Reading Comprehension Check**

Answer the following questions

1. See Page 5- What are the animals doing together?
2. See Page 8- What does Sam see?
3. See Page 14- How does Ann feel alone in the boat?
4. See Page 15- What could happen if you sat with an alligator?
5. See Page 16- What are Ann and the alligator doing?

**Part B****Write and Spell from a Model**

Write the Sentence

I. Will Sis sit in that?

---

---

---

---



---



---



---



---



---



---



---

*Writing check: Capital letter for first word \_\_\_\_; Capital letter for name of person \_\_\_\_; Exclamation marks \_\_\_\_; Period at end of sentence \_\_\_\_; Question Mark at end of sentence \_\_\_\_.*

### Part C

## Written Expression

Write a story about the picture

### My Story

Title: \_\_\_\_\_




---



---



---



---



---



---



---



---



---



---



---



---



---



---




---



---

*Written expression check. Student should write at least three sentences from teacher model if needed.*

**Set 1 Book 18**

Name: \_\_\_\_\_

Date: \_\_\_\_\_

**Part A****Reading Comprehension Check****Answer the following questions**

1. See Page 5- What do the animals want to do?
2. See Page 6- How could the animals get in the tree house?
3. See Page 10- Which animals are in the tree house?
4. See Page 13- Which animals fell?
5. See Page 16- Who is fixing the mess?

**Part B****Write and Spell from a Model****Write the Sentence**

I. Will Mit sit in that?

---

---

---

---

---

---

---

---

---

---

---


*Writing check: Capital letter for first word \_\_\_\_; Capital letter for name of person \_\_\_\_; Exclamation marks \_\_\_\_; Period at end of sentence \_\_\_\_; Question Mark at end of sentence \_\_\_\_.*

**Part C****Written Expression**

Write a story about the picture

**My Story**

Title: \_\_\_\_\_



---

---

---

---

---

---

---

---

---

---

---

---

---

---

---

---

*Written expression check. Student should write at least three sentences from teacher model if needed.*

**Set 1 Book 19**

Name: \_\_\_\_\_

Date: \_\_\_\_\_

**Part A****Reading Comprehension Check****Answer the following questions**

1. See Page 7- What is Mat taking to the party?
2. See Page 10- What present did Baby Bear get?
3. See Page 12- What did Sis make?
4. See Page 15- How did the cup get on Sis?
5. See Page 17- Who would you invite to a party?

**Part B****Write and Spell from a Model****Write the Sentence**

I. Sis sees this. I am mad.

---

---

---

---



---



---



---



---



---



---



---

Writing check: Capital letter for first word \_\_\_\_; Capital letter for name of person \_\_\_\_; Exclamation marks \_\_\_\_; Period at end of sentence \_\_\_\_; Question Mark at end of sentence \_\_\_\_.

### Part C

## Written Expression

Write a story about the picture

### My Story

Title: \_\_\_\_\_




---



---



---



---



---



---



---



---



---



---



---



---



---



---



---



---

Written expression check. Student should write at least three sentences from teacher model if needed.

**Set 1 Book 20**

Name: \_\_\_\_\_

Date: \_\_\_\_\_

**Part A****Reading Comprehension Check**

Answer the following questions

1. See Page 5- Where does Nat the Baby Kangaroo sit?
2. See Page 6- What happened to Nat?
3. See Page 9- Who does Mama Kangaroo meet?
4. See Page 13- How could Mama Kangaroo find her baby?
5. See Page 18- How does Mama Kangaroo keep Nat from falling?

**Part B****Write and Spell from a Model**

Write these letters 10 times

j \_\_\_\_\_

y \_\_\_\_\_

g \_\_\_\_\_

q \_\_\_\_\_

p \_\_\_\_\_


## Part C

## Written Expression

Write a story about the picture

## My Story

Title: \_\_\_\_\_



---

---

---

---

---

---

---

---

---

---

---

---

---

---

---

---

---

---

*Written expression check*

*Student should write at least three sentences from teacher model if needed.*

**Set 1 Book 21**

Name: \_\_\_\_\_

Date: \_\_\_\_\_

**Part A****Reading Comprehension Check****Answer the following questions**

1. See Page 5- Who is sitting in the sun?
2. See Page 6- Does Mama Kangaroo know that Nat is leaving?
3. See Page 7- What does Nat see in the sky near the sun?
4. See Page 12- What is falling on Nat and Mit?
5. See Page 16- Where could they go in the car?

**Part B****Write and Spell from a Model****Write the Sentence**

I. A man sits with Nat.

---

---

---

---

---

---

---

---

---

---

---

Writing check: Capital letter for first word \_\_\_\_; Capital letter for name of person \_\_\_\_; Exclamation marks \_\_\_\_; Period at end of sentence \_\_\_\_; Question Mark at end of sentence \_\_\_\_.

**Part C****Written Expression**

Write a story about the picture

**My Story**

Title: \_\_\_\_\_



---

---

---

---

---

---

---

---

---

---

---

---

---

---

---

---

Written expression check. Student should write at least three sentences from teacher model if needed.

**Set 1 Book 22**

Name: \_\_\_\_\_

Date: \_\_\_\_\_

**Part A****Reading Comprehension Check****Answer the following questions**

1. See Page 8- Where are Mat and Sis sitting?
2. See Page 10- What do you think the ants are going to do?
3. See Page 12- What are the ants taking away?
4. See Page 14- Who is mad at the ants?
5. See Page 18- Is everyone enjoying the picnic?

**Part B****Write and Spell from a Model****Write the Sentence**

I. When will we see Ann?

---

---

---

---

---

---

---

---

---

---

---

---

---


*Writing check: Capital letter for first word \_\_\_\_; Capital letter for name of person \_\_\_\_; Exclamation marks \_\_\_\_; Period at end of sentence \_\_\_\_; Question Mark at end of sentence \_\_\_\_.*

**Part C****Written Expression**

Write a story about the picture

**My Story**

**Title:** \_\_\_\_\_



---

---

---

---

---

---

---

---

---

---

---

---

---

---

---

---

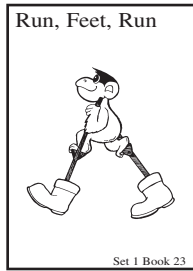
---

---

---

---

*Written expression check. Student should write at least three sentences from teacher model if needed.*

**Set 1 Book 23**

Name: \_\_\_\_\_

Date: \_\_\_\_\_

**Part A****Reading Comprehension Check****Answer the following questions**

1. See Page 5- What is Mit doing?
2. See Page 8- What is hanging down from the tree?
3. See Page 11- Who is sitting under the tree?
4. See Page 14- Who can see the feet?
5. See Page 15- Who fell out of the tree?

**Part B****Write and Spell from a Model****Write the Sentence**

I. Sam and Sis see the feet.

---

---

---


Writing check: Capital letter for first word \_\_\_\_; Capital letter for name of person \_\_\_\_; Exclamation marks \_\_\_\_; Period at end of sentence \_\_\_\_; Question Mark at end of sentence \_\_\_\_.

**Part C****Written Expression**


Write a story about the picture

**My Story**

Title: \_\_\_\_\_



Written expression check. Student should write at least three sentences from teacher model if needed.

**Set 1 Book 24**

Name: \_\_\_\_\_

Date: \_\_\_\_\_

**Part A****Reading Comprehension Check****Answer the following questions**

1. See Page 7- Who is Nell talking to in the mirror?
2. See Page 9- What do you think is in the box?
3. See Page 12- What did Nell put on her head?
4. See Page 13- What does Nell do to have fun?
5. See Page 16- What happened to Nell?

**Part B****Write and Spell from a Model****Write the Sentence**

I. See them on me. I run.

---

---

---

Writing check: Capital letter for first word \_\_\_\_; Capital letter for name of person \_\_\_\_; Exclamation marks \_\_\_\_; Period at end of sentence \_\_\_\_; Question Mark at end of sentence \_\_\_\_.

**Part C****Written Expression**


Write a story about the picture

**My Story**

Title: \_\_\_\_\_



Written expression check. Student should write at least three sentences from teacher model if needed.

**Set 1 Book 25**

Name: \_\_\_\_\_

Date: \_\_\_\_\_

**Part A****Reading Comprehension Check****Answer the following questions**

1. See Page 7- What is growing on the tree?
2. See Page 10- What is Nell trying to do?
3. See Page 11- How did Nell and Ed work together?
4. See Page 14- What are Nell and Ed baking?
5. See Page 16- What kind of pie do you like to eat?

**Part B****Write and Spell from a Model****Write the Sentence**

I. Ed runs with it. Let me.

---

---

---

---

---

---

---

---

---

---

---


Writing check: Capital letter for first word \_\_\_\_; Capital letter for name of person \_\_\_\_; Exclamation marks \_\_\_\_; Period at end of sentence \_\_\_\_; Question Mark at end of sentence \_\_\_\_.

**Part C****Written Expression**

Write a story about the picture

**My Story**

Title: \_\_\_\_\_



---

---

---

---

---

---

---

---

---

---

---

---

---

---

---

---

Written expression check. Student should write at least three sentences from teacher model if needed.

**Set 1 Book 26**

Name: \_\_\_\_\_

Date: \_\_\_\_\_

**Part A****Reading Comprehension Check****Answer the following questions**

1. See Page 8- How could Ed get Sis out of the well?
2. See Page 9- What is the elephant's name?
3. See Page 14- What is Ann doing?
4. See Page 17- What does Mat have?
5. See Page 18- How does Sis finally get out of the well?

**Part B****Write and Spell from a Model****Write the Sentence**

I. Who runs in the sun?

---

---

---

---

---

---

---

---

---

---

---

---

---


Writing check: Capital letter for first word \_\_\_\_; Capital letter for name of person \_\_\_\_; Exclamation marks \_\_\_\_; Period at end of sentence \_\_\_\_; Question Mark at end of sentence \_\_\_\_.

**Part C****Written Expression**

Write a story about the picture

**My Story**

Title: \_\_\_\_\_



---

---

---

---

---

---

---

---

---

---

---

---

---

---

---

---

---

---

---

---

Written expression check. Student should write at least three sentences from teacher model if needed.

